


## MOUNT AN EXTERNAL DRIVE

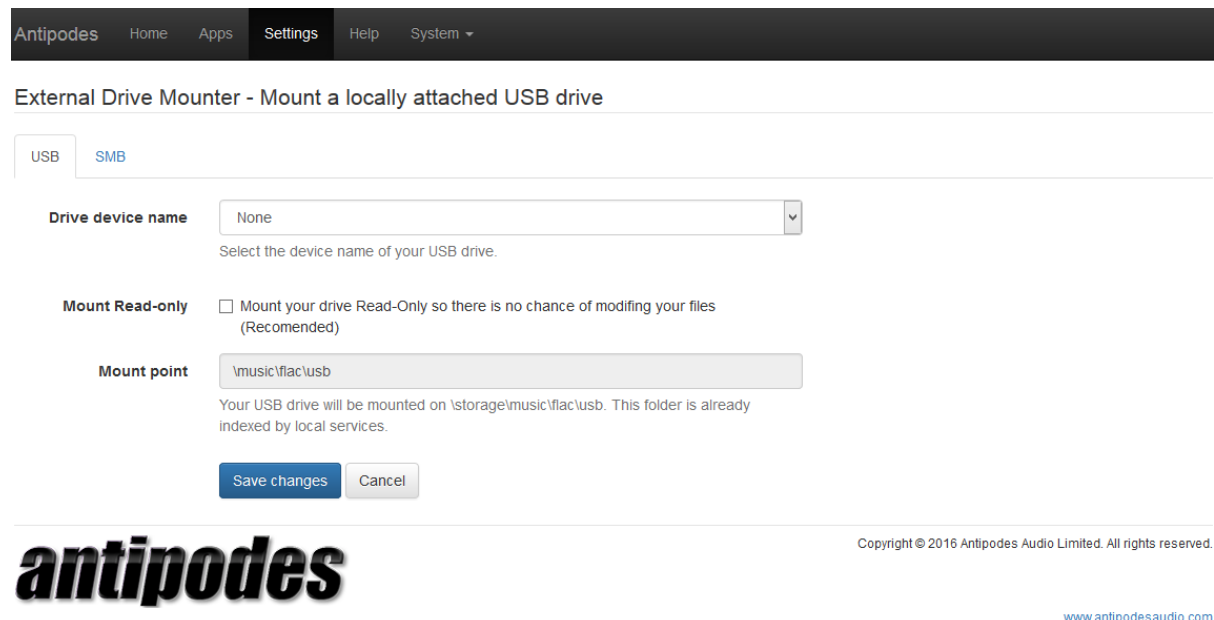
The **Drive Mounter** app lets you 'mount' an external USB drive or a folder on your home network that is on PC or NAS and play music tracks stored on them.

To be able to play music from a USB drive, connect the drive to the Backup port on the back of the Antipodes, and then at the Antipodes GUI, click on '**Settings**'.



### Mounting a USB Drive

Click on the '**Drive Mounter**' icon.



Select your USB drive from the drop-down list.

### External Drive Mounter - Mount a locally attached USB drive

USB **SMB**

**Drive device name**  ▾  
None  
/dev/sdb1 - 1.8T - ntfs

**Mount Read-only**  Mount your drive Read-Only so there is no chance of modifying your files (Recommended)

**Mount point**   
Your USB drive will be mounted on \storage\music\flac\usb. This folder is already indexed by local services.

Click 'Save Changes'.

Drive Mounter reconfigured successfully. ✕

### External Drive Mounter - Mount a locally attached USB drive

USB **SMB**

**Drive device name**  ▾  
Select the device name of your USB drive.

**Mount Read-only**  Mount your drive Read-Only so there is no chance of modifying your files (Recommended)

**Mount point**   
Your USB drive will be mounted on \storage\music\flac\usb. This folder is already indexed by local services.

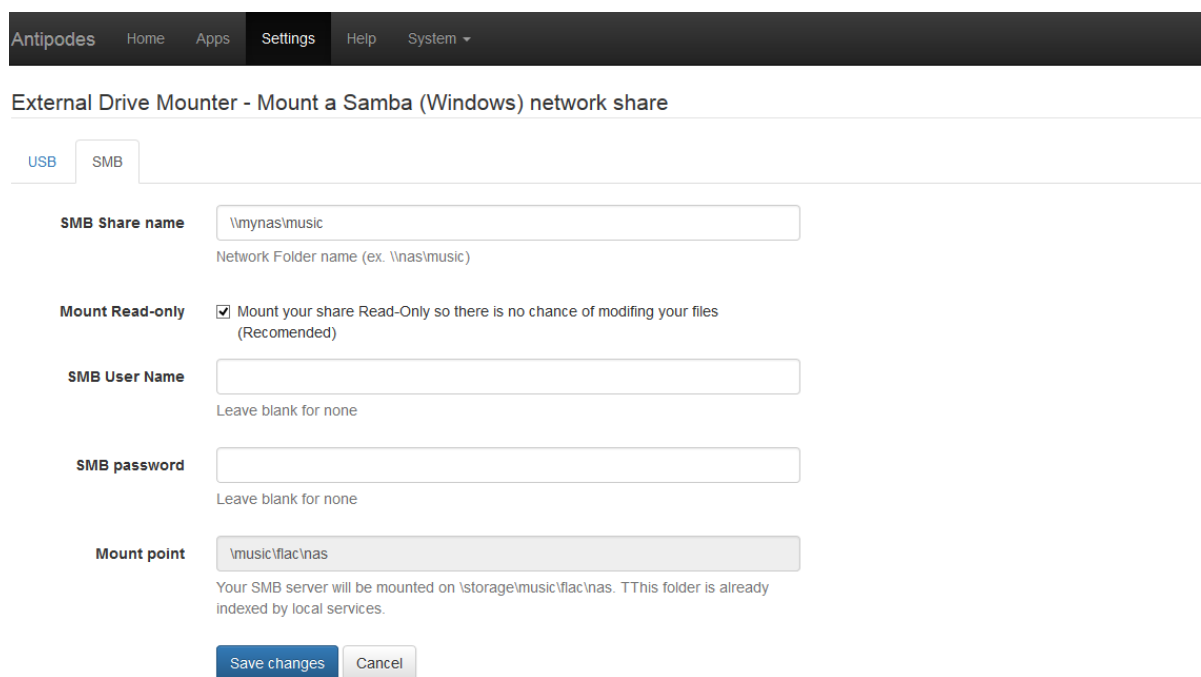
The USB drive is now mounted, and will show in Windows File Explorer or OSX Finder at location **\\antipodes\files\music\flac\usb**.

## Mounting a Folder on PC/Mac or NAS

You can also mount a folder that is on a Windows PC, Mac or NAS provided that device supports Samba (SMB) sharing. Click on the **'SMB'** tab. The folder must be configured as shareable.

To enter the SMB Share name, you need to know the domain or computer name of your PC/Mac/NAS, and the folder location of your music files. For example below, the domain name of the NAS is **'mynas'** and the shared folder is **'music'**, so the SMB address is **'\\mynas\music'**. In some networks you need to specify that it is on the local network and the entry should be **'\\mynas.local\music'**.

As for the USB drive, give the directory ('Mount point') on the Antipodes a name, in this case we have used **'mynas'**. Generally you will not need to also enter the user name and password you use to access the PC/Mac/NAS. For a NAS you can setup Guest access without login requirements for the directory to keep it simpler if you wish.



The screenshot shows the 'External Drive Mounter - Mount a Samba (Windows) network share' window. At the top, there is a navigation bar with 'Antipodes', 'Home', 'Apps', 'Settings', 'Help', and 'System'. Below the navigation bar, the title is 'External Drive Mounter - Mount a Samba (Windows) network share'. There are two tabs: 'USB' and 'SMB', with 'SMB' selected. The form contains the following fields:

- SMB Share name:** A text input field containing '\\mynas\music'. Below it, a note says 'Network Folder name (ex. \nas\music)'.
- Mount Read-only:** A checkbox labeled 'Mount your share Read-Only so there is no chance of modifying your files (Recommended)' which is checked.
- SMB User Name:** An empty text input field. Below it, a note says 'Leave blank for none'.
- SMB password:** An empty text input field. Below it, a note says 'Leave blank for none'.
- Mount point:** A text input field containing 'music\flac\nas'. Below it, a note says 'Your SMB server will be mounted on \storage\music\flac\nas. This folder is already indexed by local services.'

At the bottom of the form, there are two buttons: 'Save changes' and 'Cancel'.

**antipodes**

Copyright © 2016 Antipodes Audio Limited. All rights reserved.

[www.antipodesaudio.com](http://www.antipodesaudio.com)

Then click **'Save Changes'**, and the drive is now mounted.

Drive Mounter reconfigured successfully.

### External Drive Mounter - Mount a Samba (Windows) network share

USB **SMB**

**SMB Share name**   
Network Folder name (ex. \nas\music)

**Mount Read-only**  Mount your share Read-Only so there is no chance of modifying your files (Recommended)

**SMB User Name**   
Leave blank for none

**SMB password**   
Leave blank for none

**Mount point**   
Your SMB server will be mounted on 'storage\music\flac\nas'. This folder is already indexed by local services.

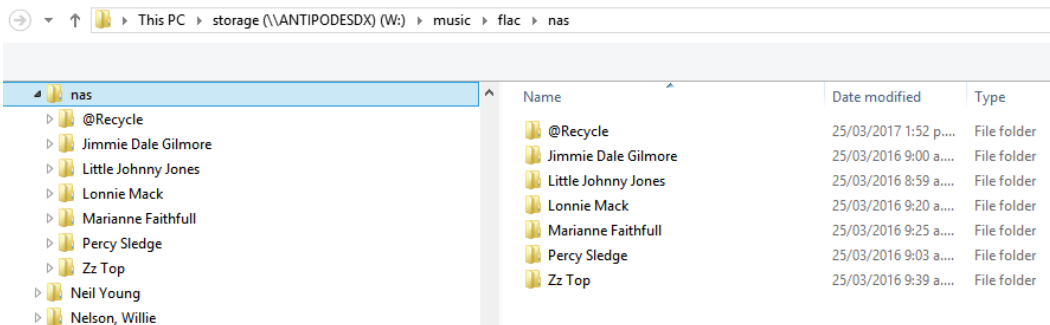


Copyright © 2016 Antipodes Audio Limited. All rights reserved.

[www.antipodesaudio.com](http://www.antipodesaudio.com)

The folder will now be visible in File Explorer or Finder as *antipodes\storage\music\flac\nas*, for example:

### File Explorer



### Finder

