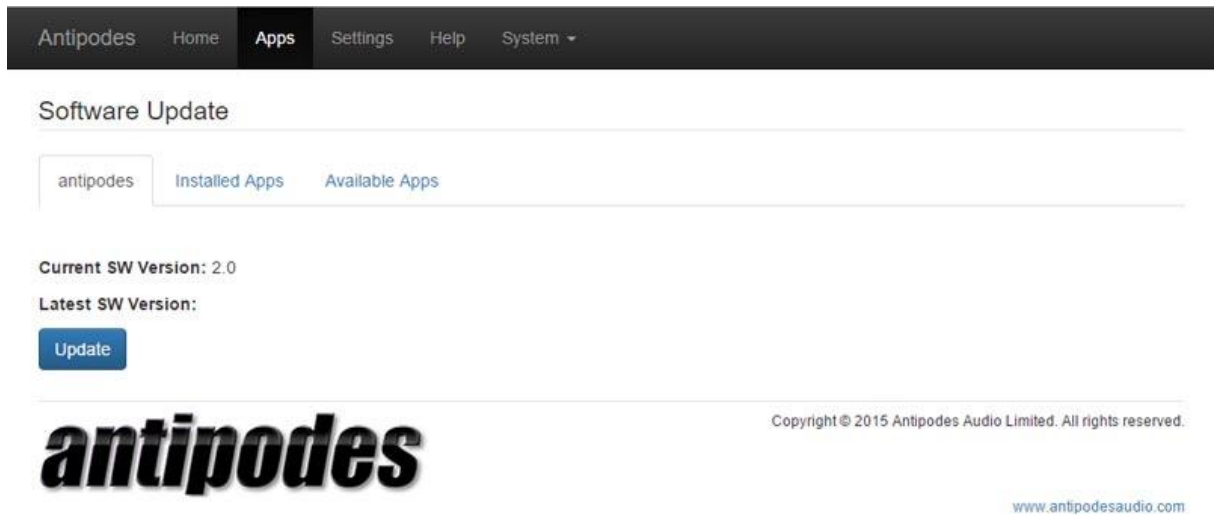


## INSTALL AN APPLICATION

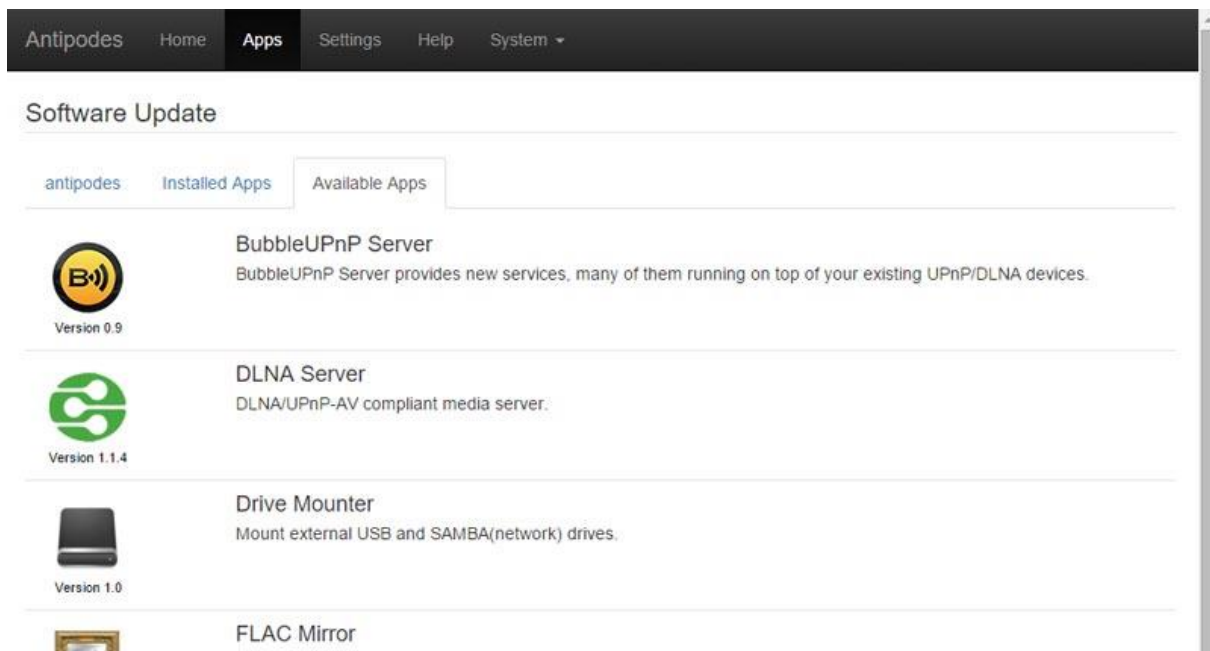
At the Antipodes GUI, click on '**Apps**'.



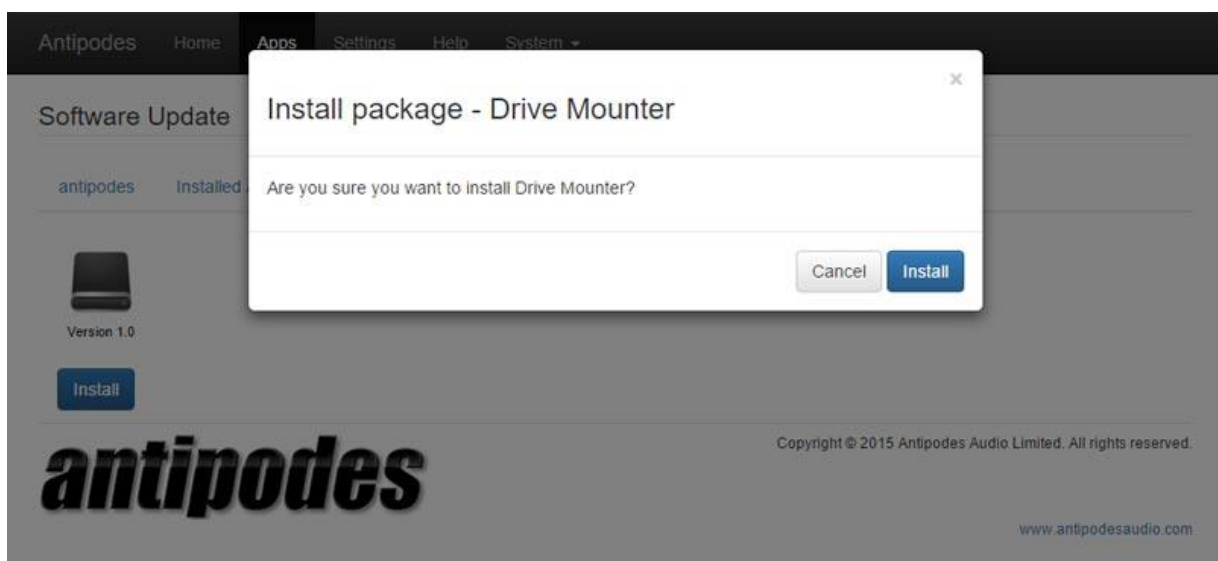
Click on the '**Software Manager**' icon.



Click on the '**Available Apps**' tab to display the available applications that are not currently installed on your Antipodes.



Click on the icon for an application you wish to install and then click on the **'Install'** button.



Click on the **'Install'** button.

**Package install in progress...**

Dependencies resolved.

=====

Package Arch Version Repository Size

=====

Installing:

cifs-utils x86\_64 6.4-3.fc22 OEM 89 k  
drivemounter noarch 1.0-5.fc22 sonicorbiter 7.3 k

Transaction Summary

=====

Install 2 Packages

Total download size: 96 k

Installed size: 181 k

Downloading Packages:

-----

Total 77 kB/s | 96 kB 00:01

Running transaction check

Transaction check succeeded.

Running transaction test

Transaction test succeeded.

Running transaction

Installing : cifs-utils-6.4-3.fc22.x86\_64 1/2

Installing : drivemounter-1.0-5.fc22.noarch 2/2

Verifying : drivemounter-1.0-5.fc22.noarch 1/2

Verifying : cifs-utils-6.4-3.fc22.x86\_64 2/2

Installed:

cifs-utils.x86\_64 6.4-3.fc22 drivemounter.noarch 1.0-5.fc22

Complete!

12/18/2015 23:45:17 - Installing SMB.

Last metadata expiration check performed 0:00:06 ago on Fri Dec 18 23:45:12 2015.

Package samba-2:4.2.2-1.fc22.x86\_64 is already installed, skipping.

Package avahi-0.6.31-32.fc22.x86\_64 is already installed, skipping.

Dependencies resolved.

Nothing to do.

Complete!

Setting system name to antipodes

[Back to Package Manager](#)

Click on '**Back to Package Manager**'. The application has now been installed and can be seen in '**Installed Apps**'.