


IMPORT MUSIC FROM CD

The CD Import application enables the automatic ripping of CDs, retrieving artwork and metadata tags. You need to have CD Import in your Installed Applications.

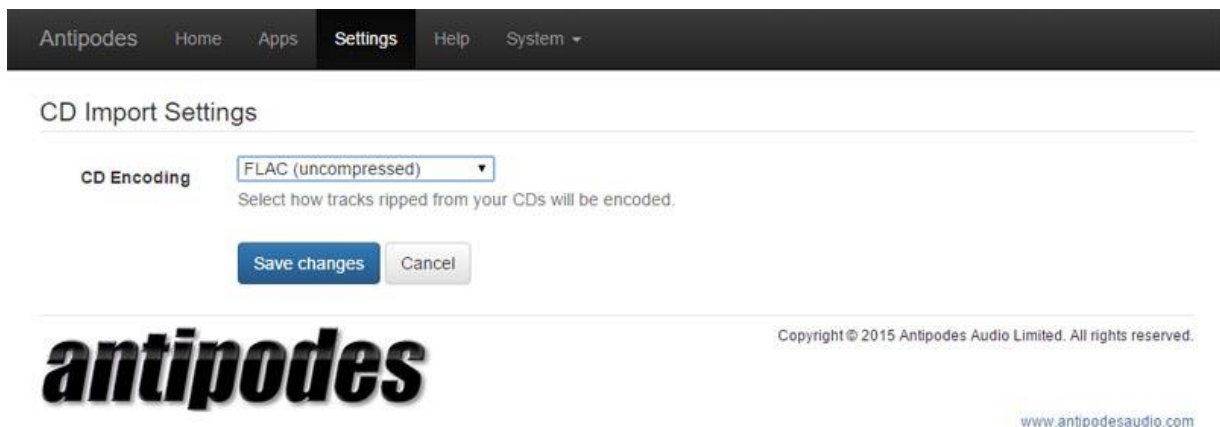
Using this application is as simple as just inserting the CD (label up) into the Antipodes, and waiting till the CD ejects. That is it!

But you can also observe the process, and you can specify whether music is ripped to compressed FLAC (to save space), or uncompressed FLAC (to optimise playback sound quality).

To set compression, at the Antipodes GUI, click on '**Settings**'



Click on '**CD Import**'.



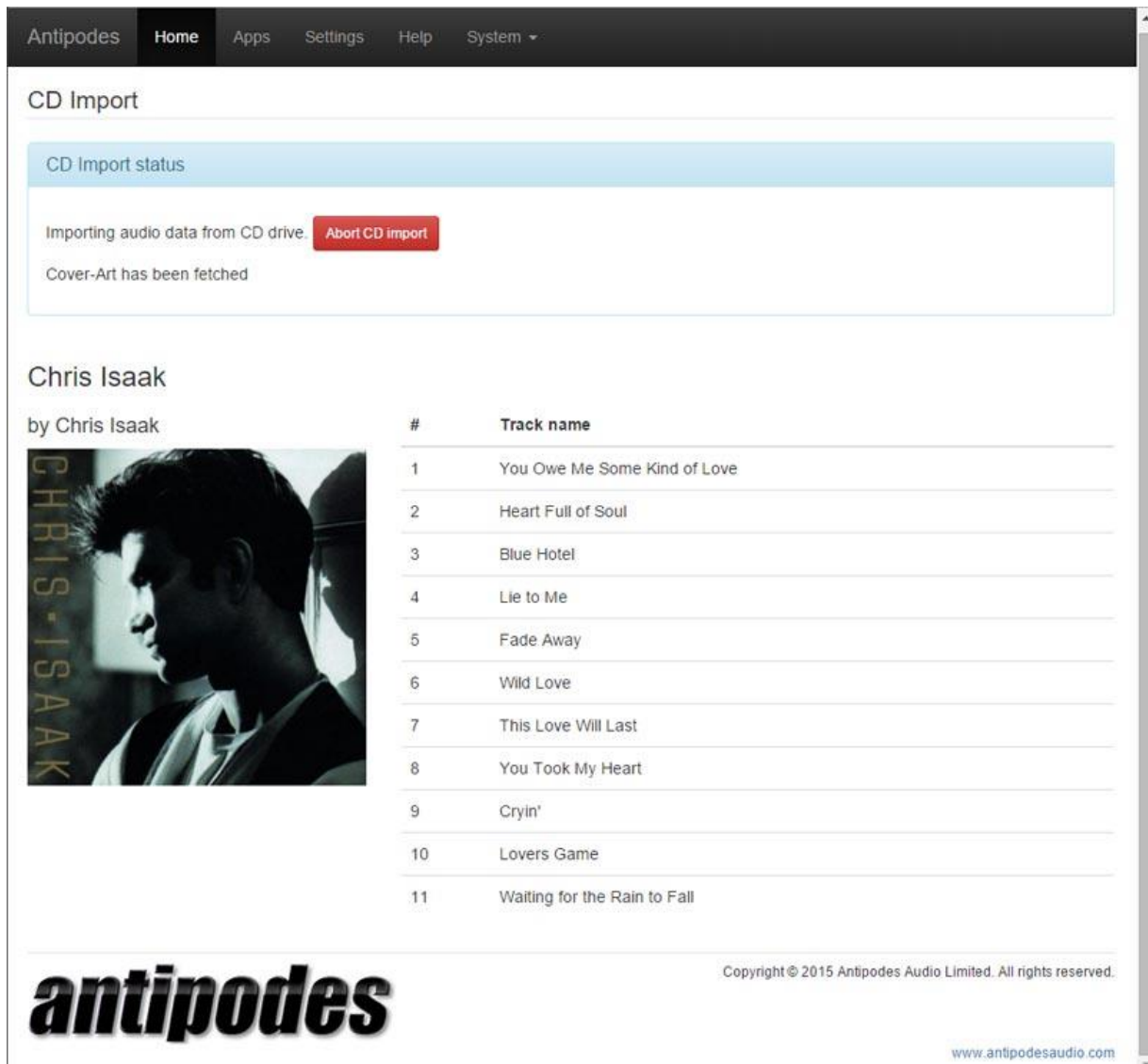
Set the level by selecting the correct setting in the drop-down menu and then click on the '**Save Changes**' button. We recommend uncompressed FLAC for better sound quality.

To observe the ripping process, at the Antipodes GUI, click on 'Apps'.



The screenshot shows the 'Apps' menu in the Antipodes GUI. The menu bar at the top includes 'Antipodes', 'Home', 'Apps', 'Settings', 'Help', and 'System'. Below the menu bar, the 'Apps' section is titled and contains seven icons: 'Audio App Switcher', 'FLAC Mirror', 'Storage backup', 'CD Import', 'System Status', 'Local Storage', and 'Software Manager'. The 'antipodes' logo is prominently displayed in the center, with the copyright notice 'Copyright © 2015 Antipodes Audio Limited. All rights reserved.' and the website URL 'www.antipodesaudio.com' to its right.

Click on 'CD Import'.



The screenshot shows the 'CD Import' interface in the Antipodes GUI. The menu bar at the top includes 'Antipodes', 'Home', 'Apps', 'Settings', 'Help', and 'System'. The 'CD Import' section is titled and contains a status bar with the text 'CD Import status'. Below the status bar, there is a progress indicator showing 'Importing audio data from CD drive.' and a red button labeled 'Abort CD import'. Below the progress indicator, there is a message 'Cover-Art has been fetched'. The interface also displays the artist name 'Chris Isaak' and a list of tracks. To the left of the track list is a cover art image for Chris Isaak. The 'antipodes' logo is prominently displayed at the bottom, with the copyright notice 'Copyright © 2015 Antipodes Audio Limited. All rights reserved.' and the website URL 'www.antipodesaudio.com' to its right.

#	Track name
1	You Owe Me Some Kind of Love
2	Heart Full of Soul
3	Blue Hotel
4	Lie to Me
5	Fade Away
6	Wild Love
7	This Love Will Last
8	You Took My Heart
9	Cryin'
10	Lovers Game
11	Waiting for the Rain to Fall

It may take a minute before the metadata for the CD is found, and when it has been found you will see the fetched artwork and the track-list. Progress is reported in the top pane, but under some conditions you may not see progress information. Just let the ripping process run, and the CD will eject when the process is complete.

The album will then be available for playback almost immediately. Some remote applications may need to refresh their data.

If you wish to stop the import process click on the 'Abort CD Import' button and the disk will eject automatically. You may want to do this if a disk takes longer than 15 minutes to rip, but it is important to note that some disks will take longer than others to get a perfect rip.